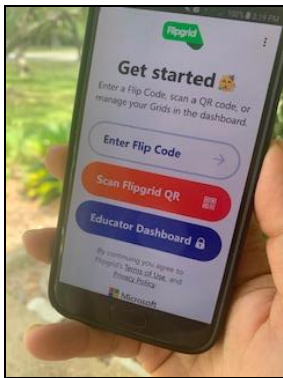


How to Access OSV Lessons on Flipgrid for Parents and Students

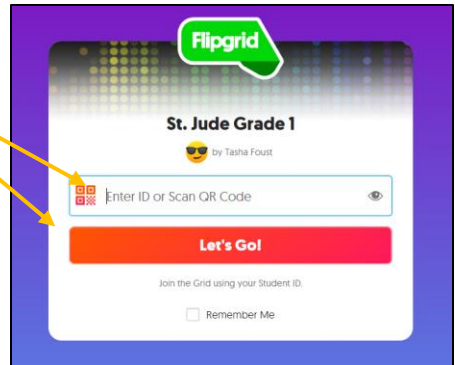
Your parish will provide a Join Code and a username for your child(ren)
(Example of a Join Code and username: flipgrid.com/stmarysregrade1 Username: JohnB)

Click on the link and it will take you to Flipgrid.

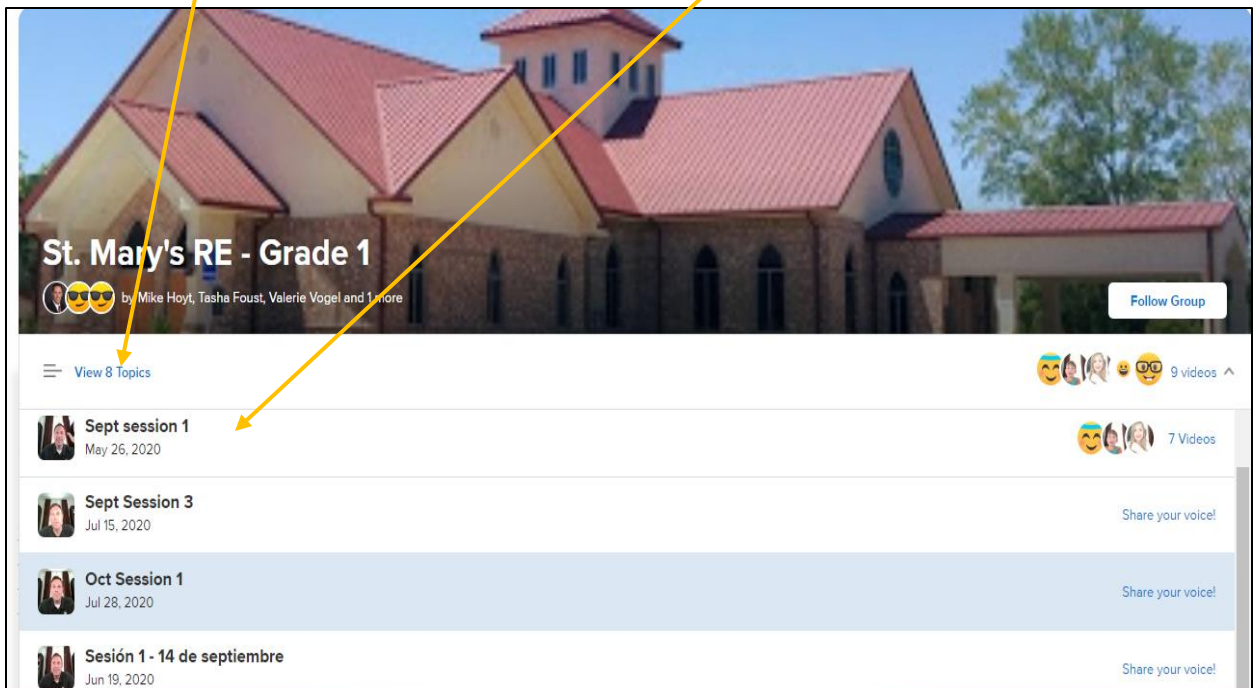
Enter your username. Click “Let’s Go!”



You can also download the free Flipgrid App and access lessons with the same Join Code and Username.




Your group will load and then you will need to select the Topic.
Click on Topics and select the appropriate topic/chapter.



Click through the links in the group to complete the lesson.

Digital student books require a passcode. If passcode has not been provided contact your teacher/catechist.



If there is a prompt to "Post a video response", scroll down and click "Record a Response" or click red circle camera button and follow the directions.

You can Post a Video or Other Creative Response with Audio

Use a computer or a phone.

If you do not have a camera you can still use the whiteboard or blackboard

