





























		OBJECTIVES	SESSION PROCESS	ACTIVITIES	MATERIALS
Celebrate	15 minutes Pages 2–3	Ritual Focus Renewal of Baptismal Promises ■ To experience a celebration of the word including a Renewal of Baptismal Promises	■ Celebrate the opening prayer		PROGRAM RESOURCES  <i>Songs of Celebration: Confirmation CD</i> OTHER MATERIALS Bible, table, white cloth, candle, large glass bowl of holy water, green branch, large sheets of poster or butcher paper, markers
	Pages 4–5	■ To explore the meaning of the ritual action ■ To explain the meanings of covenant and grace	■ Complete the activities  Read about and discuss water ■ Discuss the meaning of baptismal promises, covenant, and grace	 Reflect ■ Young people reflect on the experience of the celebration and the meaning of their baptismal promises	
Remember	30 minutes Pages 6–7	Faith Focus <i>What is God's covenant?</i> ■ To explore the meaning of God's old and new covenants	■ Explain the covenant ■ Discuss ideas about what God is like  Proclaim the Scripture story Jeremiah 31:31–34 ■ Reflect on the old and new covenants ■ Complete the activity	 Share ■ Young people make acrostics	PROGRAM RESOURCES copies of Activity Master 1, p. CE1
	Pages 8–9	Faith Focus <i>How are we initiated into the Church?</i> ■ To explain the Church's role in initiation	■ Discuss Church as convocation and Sacrament ■ Reflect on initiation ■ Discuss the phrase "living God" ■ Review the Sacraments of Initiation  Read about and discuss baptismal and Confirmation names		
Live	15 minutes Pages 10–11	■ To encourage young people to reflect on the witness of faith ■ To present the integration of the Catholic social principles into daily life ■ To assist young people in integrating the session through reflection and action	■ Read about and discuss how Titus Brandsma displayed the Gifts of the Spirit ■ Discuss the significance of Catholic Social Teaching ■ Introduce the activities ■ Pray the closing prayer	 Respond Young people: ■ write thoughts ■ write a sponsor/mentor job description	OTHER MATERIALS <i>We Are Called: Catholic Social Teaching for Today*</i> Video/DVD (optional)
Journey Together	Pages 12–13	■ To review different parts of the Journey Together pages	■ Encourage the candidates to meet with their sponsor or family member	■ Suggested activities for family member or sponsor/mentor and candidate	PROGRAM RESOURCES <i>Sponsor & Mentor Handbook</i> , p. 18








		OBJECTIVES	SESSION PROCESS	ACTIVITIES	MATERIALS
Celebrate	15 minutes Pages 14–15	Ritual Focus Receiving a Candle ■ To experience a celebration of the word including Receiving a Candle	■ Celebrate the opening prayer		PROGRAM RESOURCES  <i>Songs of Celebration: Confirmation CD</i> OTHER RESOURCES Bible, table, white cloth, candle, large glass bowl of holy water, small candles or tapers for each candidate
	Pages 16–17	■ To explore the meaning of the ritual action ■ To explain the gift of faith	■ Complete the activities ✚ Read about and discuss Paschal Candle ■ Explore the gift and effects of faith	 Reflect ■ Young people reflect on the experience of receiving the lit candle and the gift of faith	
Remember	30 minutes Pages 18–19	Faith Focus <i>What does faith do?</i> ■ To explain that faith helps us see things differently	■ Discuss the Gospel of John and signs of faith ✚ Proclaim the Scripture story Matthew 8:23–27 ■ Complete the activity	 Share ■ Young people discuss Scripture passages and complete an open-ended sentence	PROGRAM RESOURCES copies of Activity Master 2, p. CE2 OTHER MATERIALS Bibles, parish bulletins
	Pages 20–21	Faith Focus <i>What is the role of the community in faith development?</i> ■ To describe the role of the community in faith development	■ Discuss personal and communal faith ■ Explore ways the local parish supports faith development ■ Discover what the Rite says about being a witness of faith 🔥 Read about and discuss cloud and light		
Live	15 minutes Pages 22–23	■ To encourage young people to reflect on the witness of faith ■ To present the integration of the Catholic social principles into daily life ■ To assist young people in integrating the session through reflection and action	■ Read about and discuss how Ita Ford displayed the Gifts of the Spirit ■ Discuss the Catholic Social Teaching: Solidarity of the Human Family ■ Introduce the activity ■ Pray the closing prayer	 Respond Young people: ■ write thoughts ■ draw a map	PROGRAM RESOURCES <i>Confirmation Stories of Celebration</i> Video/DVD (optional) OTHER MATERIALS art supplies <i>Embracing the Leper*</i> Video/DVD (optional)
Journey Together	Pages 24–25	■ To review different parts of the Journey Together pages	■ Encourage the candidates to meet with their sponsor or family member	■ Suggested activities for family member or sponsor/mentor and candidate	PROGRAM RESOURCES <i>Sponsor & Mentor Handbook</i> , p. 19








		OBJECTIVES	SESSION PROCESS	ACTIVITIES	MATERIALS
Celebrate	15 minutes Pages 26–27	Ritual Focus Blessing ■ To experience a celebration of the word including a Blessing	■ Celebrate the opening prayer		PROGRAM RESOURCES  <i>Songs of Celebration: Confirmation CD</i> OTHER MATERIALS Bible, table, white cloth, candle, large glass bowl of holy water, parish hymnals
	Pages 28–29	■ To explore the meaning of the ritual action ■ To explain the role of the Holy Spirit as Advocate	■ Complete the activities ✚ Read about and discuss laying on of hands ■ Discuss the gift of the Holy Spirit as Advocate	 Reflect ■ Young people reflect on the celebration and what would be different about them if the Holy Spirit answered their prayers as they wanted	
Remember	30 minutes Pages 30–31	Faith Focus <i>Why did Jesus promise to send the Holy Spirit?</i> ■ To explain why Jesus promised to send the Holy Spirit	✚ Proclaim the Scripture story John 14:15–20, 25–29 ■ Reflect on why Jesus sent the Spirit ■ Complete the activity	 Share ■ Young people write a prayer to the Holy Spirit	PROGRAM RESOURCES copies of Activity Master 3, p. CE3 OTHER MATERIALS Bibles
	Pages 32–33	Faith Focus <i>What is the work of the Holy Spirit?</i> ■ To explain the work of the Holy Spirit	■ Read about the meaning and mystery of the Trinity ■ Discuss prayer to the Trinity ■ Complete Activity Master 3 ■ Read about the Holy Spirit and the faith journey 🔥 Read about and discuss wind		
Live	15 minutes Pages 34–35	■ To encourage young people to reflect on the witness of faith ■ To present the integration of the Catholic social principles into daily life ■ To assist young people in integrating the session through reflection and action	■ Read about and discuss how Pierre Toussaint displayed the Gifts of the Spirit ■ Discuss the Catholic Social Teaching: Call to Family, Community, and Participation ■ Introduce the activity ■ Pray the closing prayer	 Respond Young people: ■ create word collages ■ make clay symbols of the Holy Spirit	OTHER MATERIALS art supplies <i>Endless Exodus*</i> Video/DVD (optional)
Journey Together	Pages 36–37	■ To review different parts of the Journey Together pages	■ Encourage the candidates to meet with their sponsor or family member	■ Suggested activities for family member or sponsor/mentor and candidate	PROGRAM RESOURCES <i>Sponsor & Mentor Handbook</i> , p. 20

		OBJECTIVES	SESSION PROCESS	ACTIVITIES	MATERIALS
Celebrate	15 minutes Pages 38–39	Ritual Focus Blessing of Candidates ■ To experience a celebration of the word including a Blessing of Candidates	■ Celebrate the opening prayer		PROGRAM RESOURCES  <i>Songs of Celebration: Confirmation CD</i> OTHER MATERIALS Bible, table, white cloth, candle, large glass bowl of holy water
	Pages 40–41	■ To explore the meaning of the ritual action ■ To explain the Gifts of the Holy Spirit	■ Complete the activities ✚ Read about and discuss blessing ■ Discuss the Gifts of the Holy Spirit	 Reflect ■ Young people reflect on the experience of the celebration and the Gifts of the Holy Spirit	
Remember	30 minutes Pages 42–43	Faith Focus <i>Why does God give us gifts?</i> ■ To explain that God gives gifts to benefit the Church's mission	✚ Proclaim the Scripture story Acts 8:4–21 ■ Reflect on spiritual gifts ■ Complete the activity	 Share ■ Young people brainstorm gifts and share how they can be used	PROGRAM RESOURCES copies of Activity Master 4, p. CE4
	Pages 44–45	Faith Focus <i>How are we called to use the Gifts of the Holy Spirit?</i> ■ To explain conversion and what it means to evangelize	■ Discuss conversion ■ Reflect on what it means to be a responsible member of the Church ■ Read about evangelization and discuss how young people can be involved in it 🔥 Read about and discuss fire		
Live	15 minutes Pages 46–47	■ To encourage young people to reflect on the witness of faith ■ To present the integration of the Catholic social principles into daily life ■ To assist young people in integrating the session through reflection and action	■ Read about and discuss how Kateri Tekakwitha displayed the Gifts of the Spirit ■ Discuss the Catholic Social Teaching: Care for God's Creation ■ Introduce the activity ■ Pray the closing prayer	 Respond Young people: ■ write thoughts ■ make posters	OTHER MATERIALS art supplies
Journey Together	Pages 48–49	■ To review different parts of the Journey Together pages	■ Encourage the candidates to meet with their sponsor or family member	■ Suggested activities for family member or sponsor/mentor and candidate	PROGRAM RESOURCES <i>Sponsor & Mentor Handbook</i> , p. 21

		OBJECTIVES	SESSION PROCESS	ACTIVITIES	MATERIALS
Celebrate	15 minutes Pages 50–51	Ritual Focus Procession with Oils ■ To experience a celebration of the word including a Procession with Oils	■ Celebrate the opening prayer		PROGRAM RESOURCES  <i>Songs of Celebration: Confirmation CD</i> OTHER MATERIALS Bible, table, white cloth, candle, large glass bowl of holy water, oil of catechumens, oil of chrism, oil of the sick, 3 x 5 cards
	Pages 52–53	■ To explore the meaning of the ritual action ■ To explain the significance of oils used in sacramental celebration	■ Complete the activities ✚ Read about and discuss sacramentals ■ Read about and develop quiz items for holy oils	 Reflect ■ Young people reflect on the experience of the celebration and the meaning of being anointed with chrism at Confirmation	
Remember	30 minutes Pages 54–55	Faith Focus <i>What does the Rite of Anointing signify?</i> ■ To explain the significance of the Rite of Anointing	✚ Proclaim the Scripture stories 1 Samuel 9:27–10:1; 1 Samuel 16:1, 4, 16:12–13; Acts 10:38 ■ Discuss each passage ■ Complete the activity	 Share ■ Young people explore Psalm 23 and write statements	PROGRAM RESOURCES copies of Activity Master 5, p. CE5
	Pages 56–57	Faith Focus <i>What does it mean to be sealed with the Spirit?</i> ■ To explain what it means to be sealed with the Spirit	■ Discuss seals of approval ■ Read about anointing ■ Explore discipleship and mission ■ Read about and discuss the ritual of anointing 🔥 Read about and discuss seal		
Live	15 minutes Pages 58–59	■ To encourage young people to reflect on the witness of faith ■ To present the integration of the Catholic social principles into daily life ■ To assist young people in integrating the session through reflection and action	■ Read about and discuss how Dorothy Day displayed the Gifts of the Spirit ■ Discuss the Catholic social teaching: Dignity of Work and the Rights of Workers ■ Introduce the activity ■ Pray the closing prayer	 Respond Young people: ■ complete statements about anointing ■ develop service plans	
Journey Together	Pages 60–61	■ To review different parts of the Journey Together pages	■ Encourage the candidates to meet with their sponsor or family member	■ Suggested activities for family member or sponsor/mentor and candidate	PROGRAM RESOURCES <i>Sponsor & Mentor Handbook</i> , p. 22

		OBJECTIVES	SESSION PROCESS	ACTIVITIES	MATERIALS
Celebrate	15 minutes Pages 62–63	Ritual Focus Litany of Saints and Blessing with Incense ■ To experience a celebration of the word including the Litany of Saints and Blessing with Incense	■ Celebrate the opening prayer		PROGRAM RESOURCES  <i>Songs of Celebration: Confirmation CD</i> OTHER MATERIALS Bible, table, white cloth, candle, large glass bowl with holy water, incense, censor or dish for incense, matches
	Pages 64–65	■ To explore the meaning of the ritual action ■ To explain holiness	■ Complete the activities ✚ Read about and discuss incense ■ Read about and discuss holiness of people and the Church, and the Holy Spirit as Sanctifier	 Reflect ■ Young people reflect on the experience of the celebration and the qualities of holy people	
Remember	30 minutes Pages 66–67	Faith Focus <i>What does Jesus teach about holiness?</i> ■ To explore what Jesus teaches about holiness	✚ Proclaim the Scripture stories Luke 4:14–19, 21; Matthew 5:13, 14, 16 ■ Discuss how the Scripture passages relate to candidates ■ Complete the activity	 Share ■ Young people explore the Sermon on the Mount and brainstorm messages for today	OTHER MATERIALS Bibles PROGRAM RESOURCES copies of Activity Master 6, p. CE6 <i>Confirmation Stories of Celebration Video/DVD</i> (optional)
	Pages 68–69	Faith Focus <i>How do we grow in holiness?</i> ■ To explore how we grow in holiness	■ Identify the hardships of holiness and need for grace ■ Complete Activity Master 6 ■ Identify the effects of Confirmation  Read about and discuss dove		
Live	15 minutes Pages 70–71	■ To encourage young people to reflect on the witness of faith ■ To present the integration of the Catholic social principles into daily life ■ To assist young people in integrating the session through reflection and action	■ Read about and discuss how Miguel Pro displayed the Gifts of the Spirit ■ Discuss the Catholic Social Teaching: Rights and Responsibilities of the Human Person ■ Introduce the activity ■ Pray the closing prayer	 Respond Young people: ■ do an assessment ■ create a poem or poster	OTHER MATERIALS art supplies, magazines, newspapers <i>Real Faith</i> , vol 1 “Inner Beauty” Video/DVD (optional)
Journey Together	Pages 72–73	■ To review different parts of the Journey Together pages	■ Encourage the candidates to meet with their sponsor or family member	■ Suggested activities for family member or sponsor/mentor and candidate	PROGRAM RESOURCES <i>Sponsor & Mentor Handbook</i> , p. 23

		OBJECTIVES	SESSION PROCESS	ACTIVITIES	MATERIALS
Celebrate	15 minutes Pages 74–75	Ritual Focus Examination of Conscience ■ To experience a celebration of the word including an Examination of Conscience	■ Celebrate the opening prayer		PROGRAM RESOURCES  <i>Songs of Celebration: Confirmation CD</i> OTHER MATERIALS Bible, table, white cloth, candle, large glass bowl of holy water, 3 x 5 cards
	Pages 76–77	■ To explore the meaning of the ritual action ■ To explore the concepts of sin and conscience	■ Complete the activities  Read about and discuss hand ■ Discuss the distinction between mortal and venial sin and the role of the Holy Spirit in the Examination of Conscience	 Reflect ■ Young people reflect on the experience of the celebration and the importance of examining one's conscience	
Remember	30 minutes Pages 78–79	Faith Focus <i>What does Scripture teach us about sin and forgiveness?</i> ■ To explore what Scripture says about sin and forgiveness	■ Discuss the difficulties of forgiveness  Proclaim the Scripture stories Matthew 6:14–15, 18:21–22; John 20:19–23 ■ Reflect on Jesus as a model for forgiveness ■ Complete the activity	 Share ■ Young people brainstorm gifts and share how they can be used	PROGRAM RESOURCES copies of Activity Master 7, p. CE7 OTHER MATERIALS Bible
	Pages 80–81	Faith Focus <i>What is the role of the Holy Spirit in forgiveness and reconciliation?</i> ■ To explain the role of the Holy Spirit in forgiveness and reconciliation	■ Discuss reconciliation ■ Read and discuss images of sin and examples of forgiveness  Read about and discuss absolution		
Live	15 minutes Pages 82–83	■ To encourage young people to reflect on the witness of faith ■ To present the integration of the Catholic social principles into daily life ■ To assist young people in integrating the session through reflection and action	■ Read about and discuss how Saint Francis of Assisi displayed the Gifts of the Spirit ■ Discuss the Catholic Social Teaching: Life and Dignity of the Human Person ■ Introduce the activity ■ Pray the closing prayer	 Respond Young people: ■ write about their experience of forgiveness and examining conscience ■ write a song	
Journey Together	Pages 84–85	■ To review different parts of the Journey Together pages	■ Encourage the candidates to meet with their sponsor or family member	■ Suggested activities for family member or sponsor/mentor and candidate	PROGRAM RESOURCES <i>Sponsor & Mentor Handbook</i> , p. 24

		OBJECTIVES	SESSION PROCESS	ACTIVITIES	MATERIALS
Celebrate	15 minutes Pages 86–87	Ritual Focus Sharing a Meal ■ To experience a celebration of the word including Sharing a Meal	■ Celebrate the opening prayer		PROGRAM RESOURCES  <i>Songs of Celebration: Confirmation CD</i> OTHER MATERIALS Bible, cross, table, white cloth, candle, large glass bowl of holy water, healthy refreshments (like bread, juice, fruit), a table and chairs for the meal, eating utensils
	Pages 88–89	■ To explore the meaning of the ritual action ■ To explore the journey of initiation, Eucharist, and mission	■ Complete the activities  Read about and discuss finger of God ■ Discuss images of Church, Body of Christ, pilgrim people, mission , and the importance of the Eucharist	 Reflect ■ Young people reflect on the experience of the celebration and the qualities of a generous person	
Remember	30 minutes Pages 90–91	Faith Focus <i>What does Scripture teach us about the Eucharist?</i> ■ To explain what Scripture teaches us about the Eucharist	 Proclaim and discuss the Scripture stories Luke 22:19–20, 24:30–35; Acts 2:46–47; 1 Corinthians 10:16–17 ■ Complete the activity	 Share ■ Young people compare similarities and differences in the Scripture stories	PROGRAM RESOURCES copies of Activity Master 8, p. CE8 OTHER MATERIALS Bibles
	Pages 92–93	Faith Focus <i>What is the connection between Confirmation, Eucharist, and mission?</i> ■ To explain the connection between Confirmation, Eucharist, and mission	■ Reflect on the meaning of being one ■ Read and discuss Confirmation and mystagogy  Read about and discuss bread and wine		
Live	15 minutes Pages 94–95	■ To encourage young people to reflect on the witness of faith ■ To present the integration of the Catholic social principles into daily life ■ To assist young people in integrating the session through reflection and action	■ Read about and discuss how Blessed Mother Teresa displayed the Gifts of the Spirit ■ Discuss the Catholic Social Teaching: Option for the Poor and Vulnerable ■ Introduce the activity ■ Pray the closing prayer	 Respond Young people: ■ write a mission statement ■ research a mission project	
Journey Together	Pages 96–97	■ To review different parts of the Journey Together pages	■ Encourage the candidates to meet with their sponsor or family member	■ Suggested activities for family member or sponsor/mentor and candidate	PROGRAM RESOURCES <i>Sponsor & Mentor Handbook</i> , p. 25